

ELECTRIC DECK OVEN-MB SERIES

SINMAG
machines



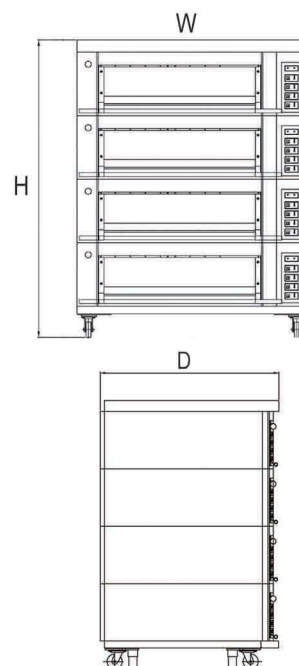
Standard panel



MB2-623H/923H







MB-644F/944F



Features

- Economic ovens.
- Glass door, open up and outward.
- The ovens are composed of detachable decks, easy to install at site.
- Light and timer standard on each deck.
- Easy maintenance for baking chamber.
- Stainless steel frame, bottom-placed proofer and top-placed convection oven are options.
- Optional accessories: steam device; exhausting hood; stone plate.
- Modular design-decks can be add easily later as your operation expands.
- Easy to use digital controls for temperature, steam time, and top and bottom heat controls for each individual deck.
- Damper key.
- Casters.

Model		MB2-623H	MB-644F	MB2-923H	MB-944F
Number of Decks		3	4	3	4
Number of Trays(per deck)		2	4	2	4
Tray Size(mm)		400X600	400X600	400X600	400X600
Tray Layout					
External Dimension(mm)	Width	1320	1810	1320	1810
	Depth	1090	1336	1090	1336
	Height	1710	1965	1710	1965
Baking Chamber Dimension(mm)	Width	900	1320	900	1320
	Depth	720	900	720	900
	Height	230	210	230	210
Weight(kg)		575	1180	575	1180
Power per Deck(kw)		5.5	9	5.5	9
Temperature Range (°c)		0~300			
Outside Panel(front side)		stainless steel plate			
Outside Panel(other sides)		aluminum&zinc-coated steel		stainless steel plate	
Door-open Style		upward&outward			