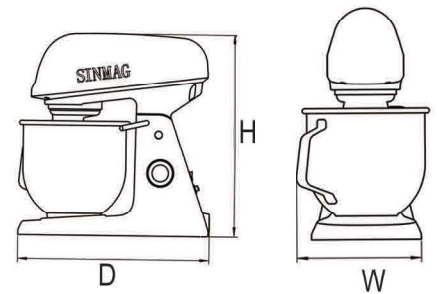




PLANETARY MIXER-TABLE MODEL

SINMAG
machines

Standard Attachment for SM-7L



Features

- Standard with bowl, whipping ball, beater and hook.
- Easy to move and operate.
- Lasting for long time.
- Used for eggs mixing, flour kneading, mush potato mixing etc.
- Aluminum mixer body.
- Optional Colour:  Silver  Milky white
- Optional: plexiglass cover reduces splashing of ingredients and prevents access to mixing area when mixer is running.

Model

SM-7L

Capacity(liter)	7
Agitator Speed(rpm) 1st-10th	100-938
Power(kw)	0.35
Outside Dimension(mm) (W*D*H)	231X409X424
Weight(kg)	16
Standard Attachment	bowl, beater, hook and whipping ball