

PLANETARY MIXER-CLUTCH SYSTEM

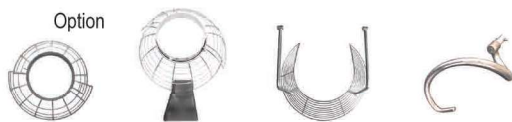
SINMAG
machines



Standard Attachment



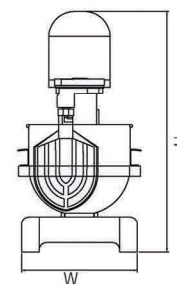
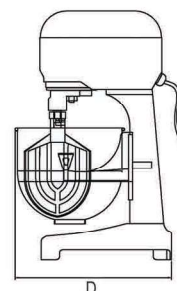
Option



SM-100C

SM-200C

SM-300C



SM-100C Bowl capacity: 10 liters

SM-200C Bowl capacity: 20 liters

SM-300C Bowl capacity: 30 liters

SM-500C Bowl capacity: 50 liters

SM-600C Bowl capacity: 60 liters

Features

- 3 speeds.
- Mechanical transmission.
- Standard with bowl, whipping ball, beater and hook.
- The machine has to be stopped to change speed.
- With low noise and long life transmission gears.
- Mainly used to prepare biscuit/cookie batter, cake batter and cream whipping.



Model	SM-100C	SM-200C	SM-300C	SM-500C	SM-600C
Capacity(liter)	10	20	30	50	60
Agitator Speed(rpm)	148/307/509	158/293/535	116/208/464	116/208/464	73/109/146/218
Power(kw)	0.25	0.5	1.2	1.2	2.2/2.8
Outside Dimension(mm) (W*D*H)	430X430X700	510X540X880	560X700X1330	560X700X1330	830X910X1450
Weight(kg)	60	100	223	250	480
Standard Attachment		bowl, beater, hook and whipping ball			bowl trolley for SM-600C
Option		safety grids, spiral hook			