

PLANETARY MIXER-DIGITAL SERIES

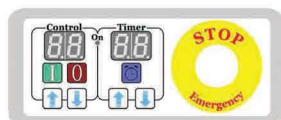
SINMAG
machines



Standard Attachment



Control Panel



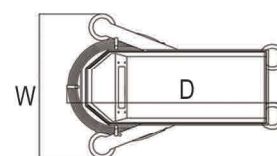
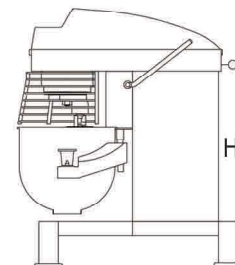
Option beater:

SM-20L

SM-40L

SM-60L

SM-80L



SM-20L Bowl capacity: 20 liters

SM-40L Bowl capacity: 40 liters

SM-60L/60LM Bowl capacity: 60 liters

SM-80L Bowl capacity: 80 liters

Features

- Digital panel.
- 10 speeds changed by inverter.
- Standard with bowl, whipping ball, beater and hook.
- SM-60LM&SM80L: with automatic bowl lifting.
- Optionally available with reduction bowl.
- With a safety grid to protect operator.
- Mainly used to prepare biscuit/cookie batter, cake batter and cream whipping.



| Model | SM-20L | SM-40L | SM-60L/60LM | SM-80L |
|-------------------------------|--|---------------|---------------|---------------|
| Capacity(liter) | 20 | 40 | 60 | 80 |
| Agitator Speed(rpm) 1st-10th | 129-452 | 125-438 | 120-420 | 114-400 |
| Power(kw) | 1.1 | 2.2 | 3 | 4.5 |
| Outside Dimension(mm) (W*D*H) | 560X840X950 | 740X1010X1400 | 840X1100X1500 | 870X1250X1670 |
| Weight(kg) | 125 | 270 | 385/398 | 525 |
| Standard Attachment | bowl,beater,hook,whipping ball,safety grids;iron trolley for SM60L and 80L | | | |