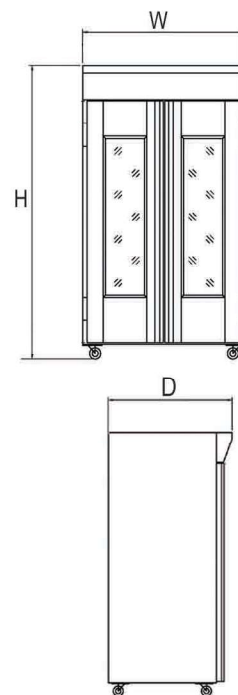


PROOFER-WITH FIXED SHELVES SERIES

SINMAG
machines





Digital control panel



Features

- Single door or double door.
- Water sprayed proofers.
- Digital control panel.
- Doors with tempered glass.
- Castors.
- Sinmag proofers are built with durable components and reliable, easy-to-use controls.
- Sinmag proofers make the process of proofing easy and consistent, keeping uniform temperatures.



| Model | SM-16FT | SM-32FT | SM-40SP | SM-80FP |
|---------------------------|---|---|---|---|
| Capacity(number of trays) | 16 | 32 | 40 | 80 |
| Tray Size (mm) | 460X720/400X600 | 460X720/400X600 | 400X600 | 400X600 |
| Number of Shelves | 16 | 16 | 20 | 20 |
| Tray Layout |  |  |  |  |
| Dimension(mm)W*D*H | 580X940X2115 | 1100X940X2115 | 725X1045X2115 | 1420X1045X2115 |
| Weight(kg) | 105 | 135 | 145 | 190 |
| Door | single door | double door | single door | double door |
| Total Power(kw) | 1.5 | 2 | 2 | 4 |
| Control Mode | digital control panel | | | |
| Outside Panel | stainless steel panel with 30mm PU insulation | | | |

Drawings, descriptions and photos are not contractual and can be modified.